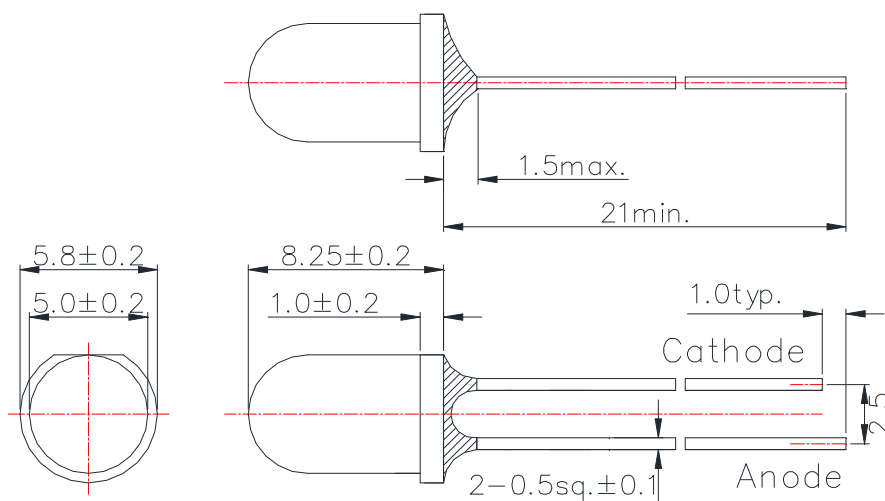


## epitex

### L870F-03-55

Infrared LED Lamp

#### Outline and Internal Circuit



(Unit : mm)

#### Features

- Chip Material : AlGaAs
- Chip Dimension : 550um \* 550um
- Number of Chips : 1pce
- Peak Wavelength : 870nm typ.
- Package Type :  $\phi 5$ mm clear molding
- Lead Frame : Soldered (Lead Free)
- Lens : Epoxy Resin

#### Application

## Absolute Maximum Ratings (Tc=25°C)

Item	Symbol	Ratings	Unit
Power Dissipation	PD	160	mW
Forward Current	IF	100	mA
Pulse Forward Current	IFP	2000	mA
Reverse Voltage	VR	5	V
Thermal Resistance	Rthjs	220	K/W
Junction Temperature	Tj	120	°C
Operating Temperature	Topr	-40 ~ +85	°C
Storage Temperature	Tstg	-40 ~ +100	°C
Soldering Temperature	TSOL	265	°C

‡Pulse Forward Current condition : Duty 1% and Pulse Width=10us.

‡Soldering condition : Soldering condition must be completed with 3 seconds at 265°C.

## Optical and Electrical Characteristics (Tc=25°C)

(\*: 100% testing, \*\*: reference value)

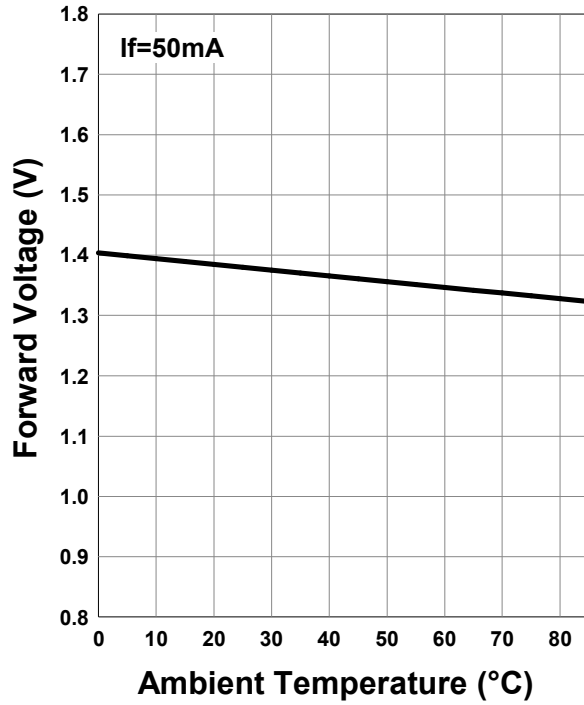
Parameter	Symbol	Min	Typ	Max	Unit	Test Condition
Forward Voltage	VF		1.38	1.5	V	IF=50mA*
	VFP		3.1			IFP=2A**
Reverse Current	IR			10	uA	VR=5V*
Total Radiated Power	PO	20	25		mW	IF=50mA*
			900			IFP=2A**
Radiant Intensity	IE		84		mW/sr	IF=50mA**
			3000			IFP=2A**
Peak Wavelength	$\lambda_p$	860		880	nm	IF=50mA*
Half Width	$\Delta\lambda$		43		nm	IF=50mA**
Viewing Half Angle	$\theta_{1/2}$		±12		deg.	IF=50mA**
Rise Time	tr		60		ns	IF=50mA**
Fall Time	tf		70		ns	IF=50mA**

‡ Radiated Power is measured by S3584-08.

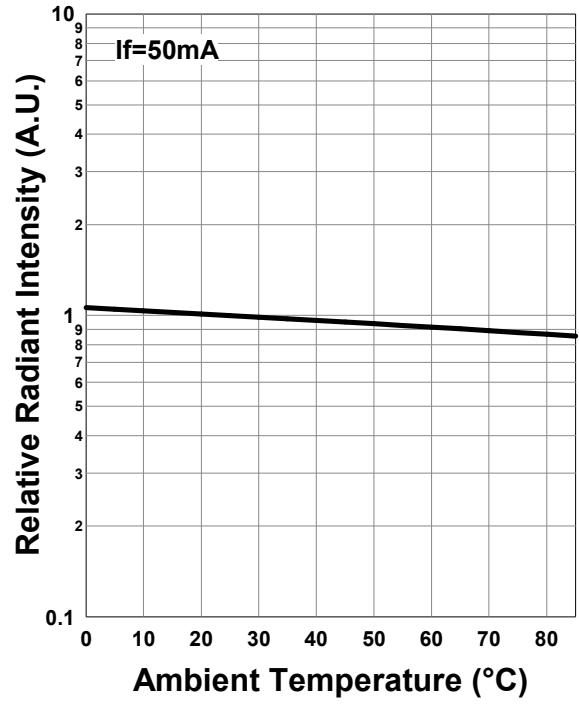
‡ Radiant Intensity is measured by CIE127-2007 Condition B.



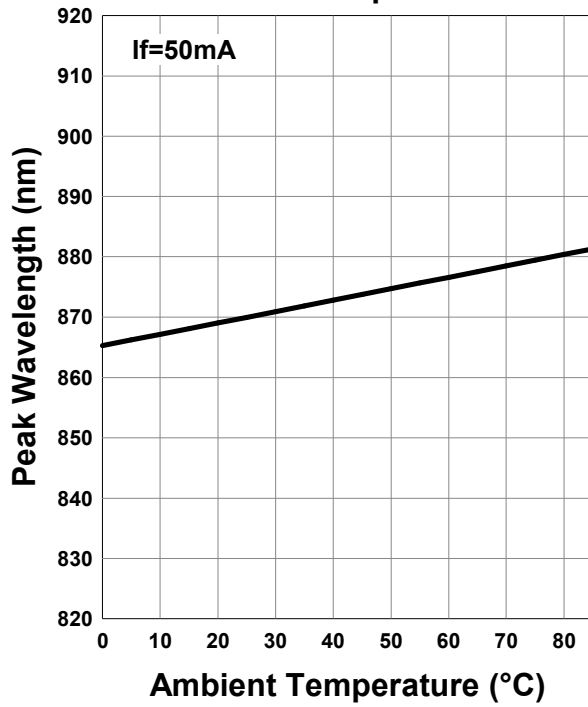
**Forward Voltage - Ambient Temperature**



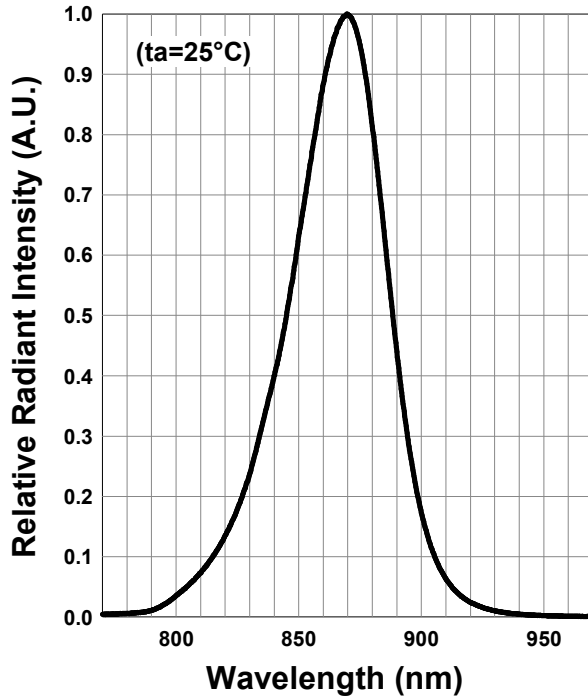
**Relative Radiant Intensity - Ambient Temperature**



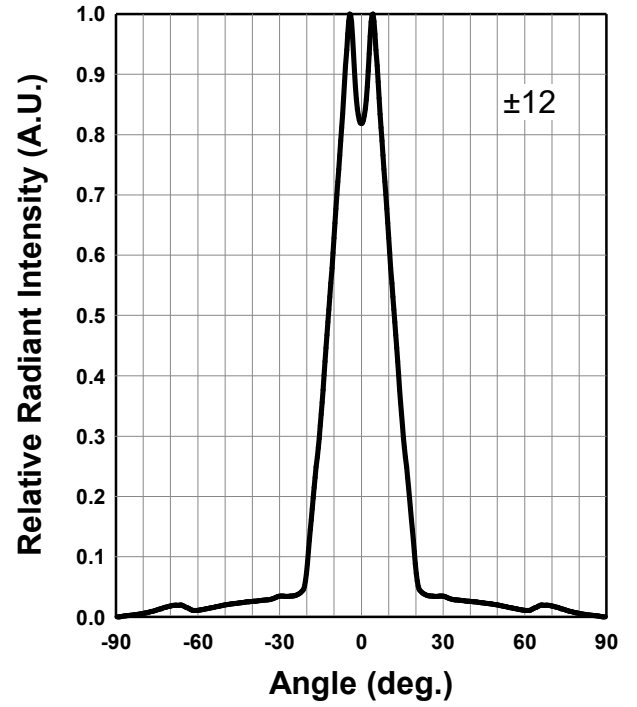
**Peak Wavelength - Ambient Temperature**



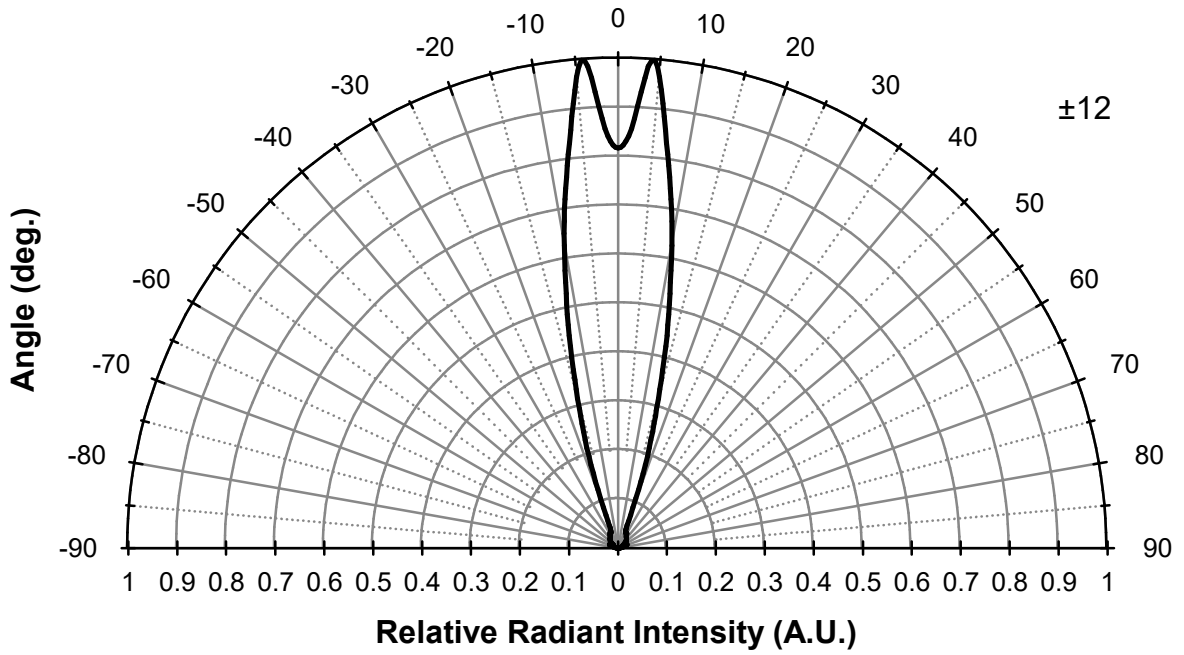
Relative Spectral Emission



Radiation Characteristics



Radiation Characteristics



## Disclaimer

Product specifications and data shown in this product catalog are subject to change without notice for the purposes of improving product performance, reliability, design, or otherwise.

Product data and parameters in this catalog are typical values based on reasonably up-to-date measurements.

Product data and parameters may vary by user application and over time.

Products shown in this catalog are intended to be used for general electronic equipment. Products are not guaranteed for applications where product malfunction or failure may cause personal injury or death, including but not limited to life-supporting / saving devices, medical devices, safety devices, airplanes, aerospace equipment, automobiles, traffic control systems, and nuclear reactor control systems.